

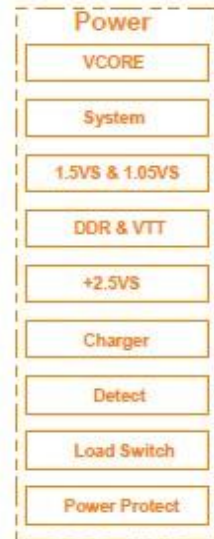
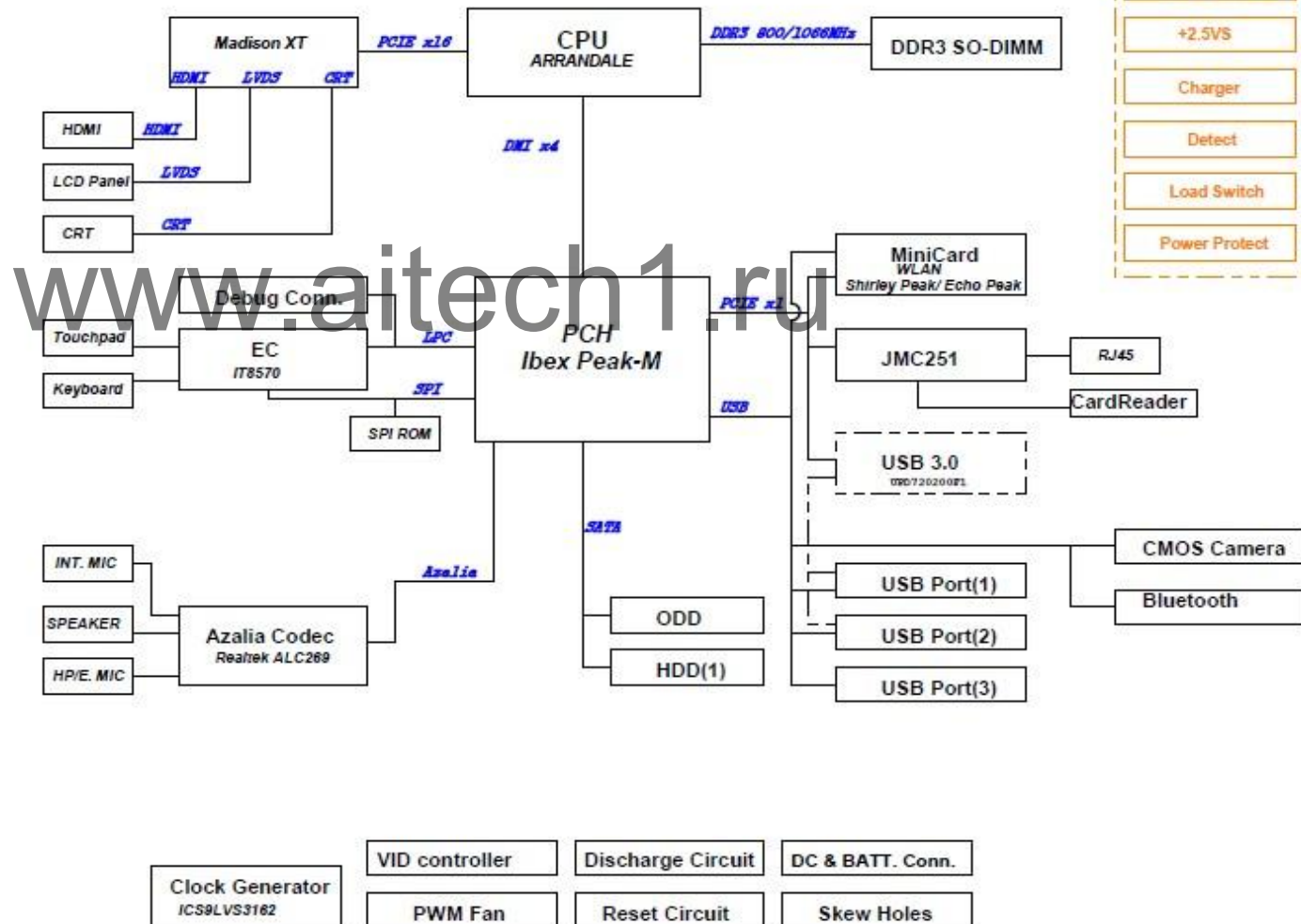
# K42JA Repair Guide

2010/08/16  
Eric\_zhuang  
CSC-GRMA

SYSTEM PAGE REF.

## K42JA 1.0

Inspiring Innovation Persistent Perfection

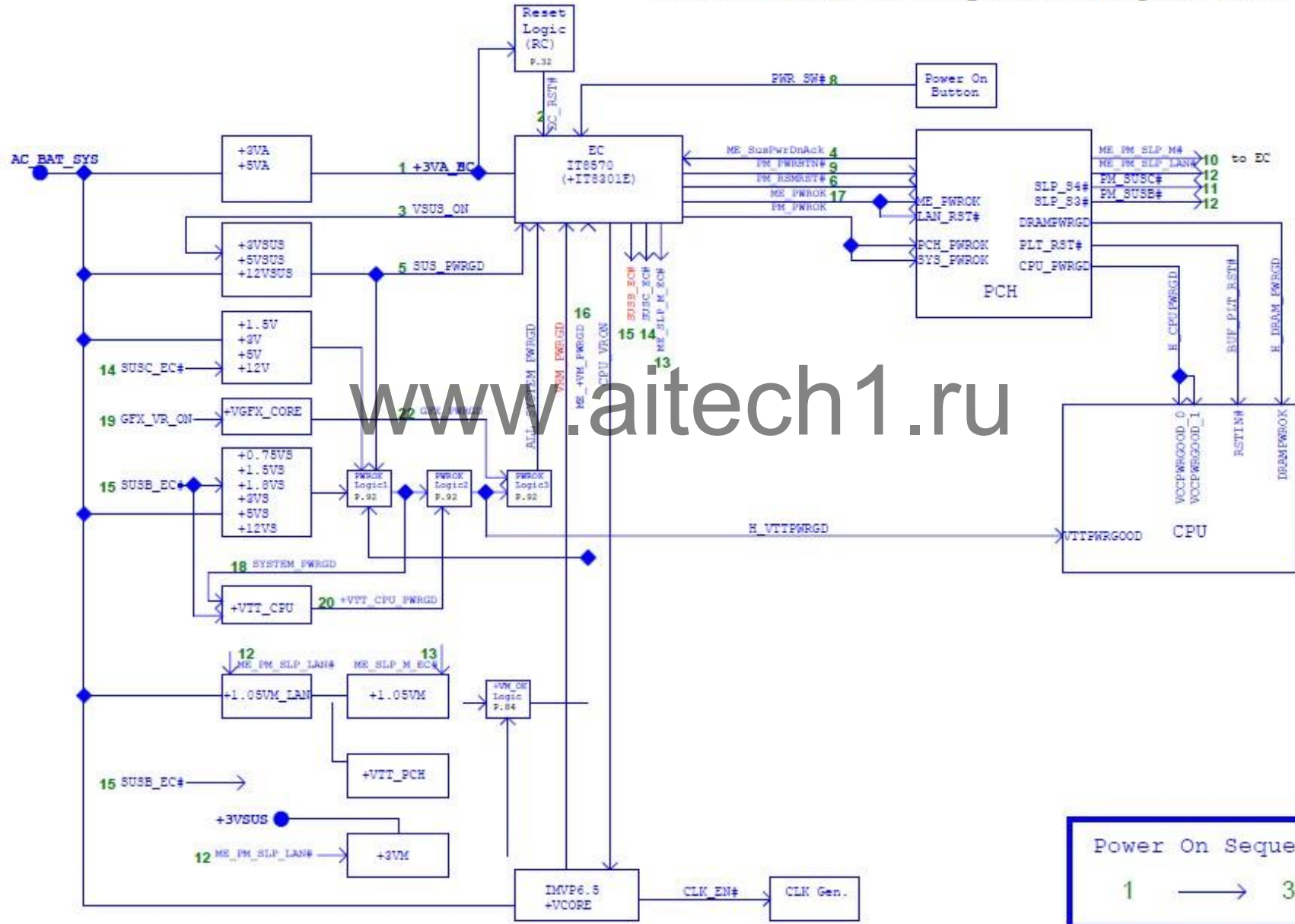


PAGE	Content
1	Block Diagram
2	System Setting
3	CPU (1) _DMI, PEG, FDI, CLK, MISC
4	CPU (2) _DDR3
5	CPU (3) _CFG, RSVD, GND
6	CPU (4) _PWR
7	CPU (5) _XDP
16	DDR3 SO-DIMM_0
17	DDR3 SO-DIMM_1
18	DDR3 CA_DQ VOLTAGE
19	VID controller
20	PCH_IBEX (1) SATA, IHDA, RTC, LPC
21	PCH_IBEX (2) _PCIE, CLK, SMB, PEG
22	PCH_IBEX (3) _FDI, DMI, SYS PWR
23	PCH_IBEX (4) _DP, LVDS, CRT
24	PCH_IBEX (5) _PCI, NVRAM, USB
25	PCH_IBEX (6) CPU, GPIO, MISC
26	PCH_IBEX (7) _POWER, GND
27	PCH_IBEX (8) _POWER, GND
28	PCH_SPI ROM, OTH
29	CLK_ICS9LV3162
30	EC_IT8512 (1/2)
31	EC_IT8512 (2/2) KB, TP
32	RST_Reset Circuit
33	JMC251
34	LAN_RJ45
36	CODEC-ALC269
37	AUD_Amp & Jack
38	AUD_FM2010
40	CB_RSC833
41	CB_RSC833
42	CB_4in1 CardReader
43	CB_NewCard
44	BUG_Debug
45	CRT_LCD Panel
46	CRT_D-Sub
47	Display Port
48	TV_HDMI
50	FAN_Fan & Sensor
51	XDD_HDD & ODD
52	USB_USB Port *2
53	MINICARD (WLAN)
56	LED_Indicator
57	DSG_Discharge
60	DC_DC & BAT Conn.
61	BT_Bluetooth
64	TUN_TV Tuner
65	ME_Conn & Skew Hole
66	ESA_ESATA
67	PCH_XDP, ONFI
70	VGA_MDM
71	VGA_LVDS Switch
80	FW_VCORE (MAX17034)
81	FW_SYSTEM (MAX17020)
82	FW_I/O_VTT_CPU+1.1VM
83	FW_I/O_DDR & VTT+1.8VS
84	FW_I/O_3VM & ME_+VM_SWEGD
86	FW_+UGFX_CORE (MAX17028)
88	FW_CHARGER (MAX17015)
90	FW_DETECT
91	FW_LOAD SWITCH
92	FW_PROTECT

# K42JA Repair Guide

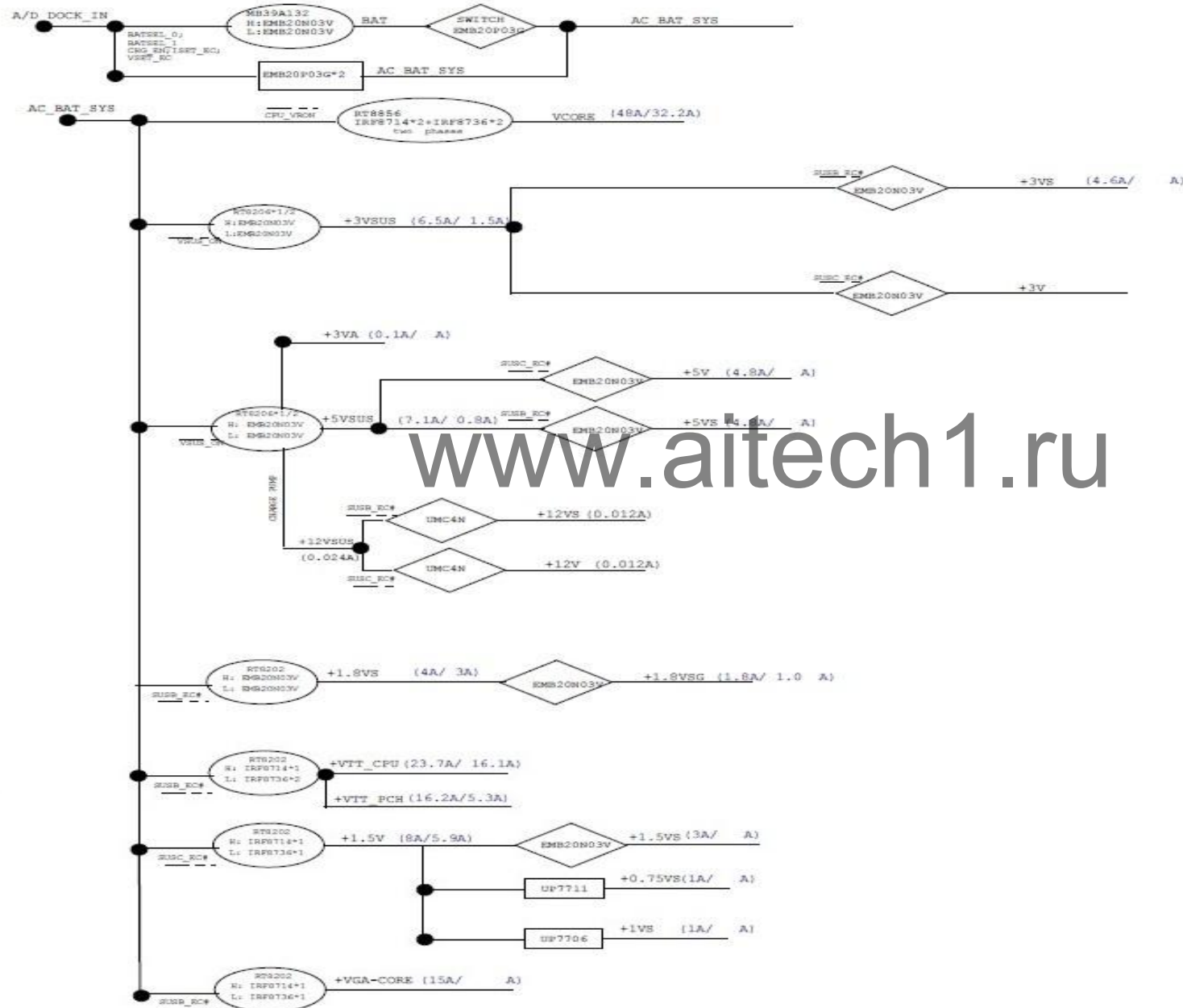
2010/08/16  
Eric\_zhuang  
CSC-GRMA

K42JA Power On Sequence Diagram Rev. 2.0

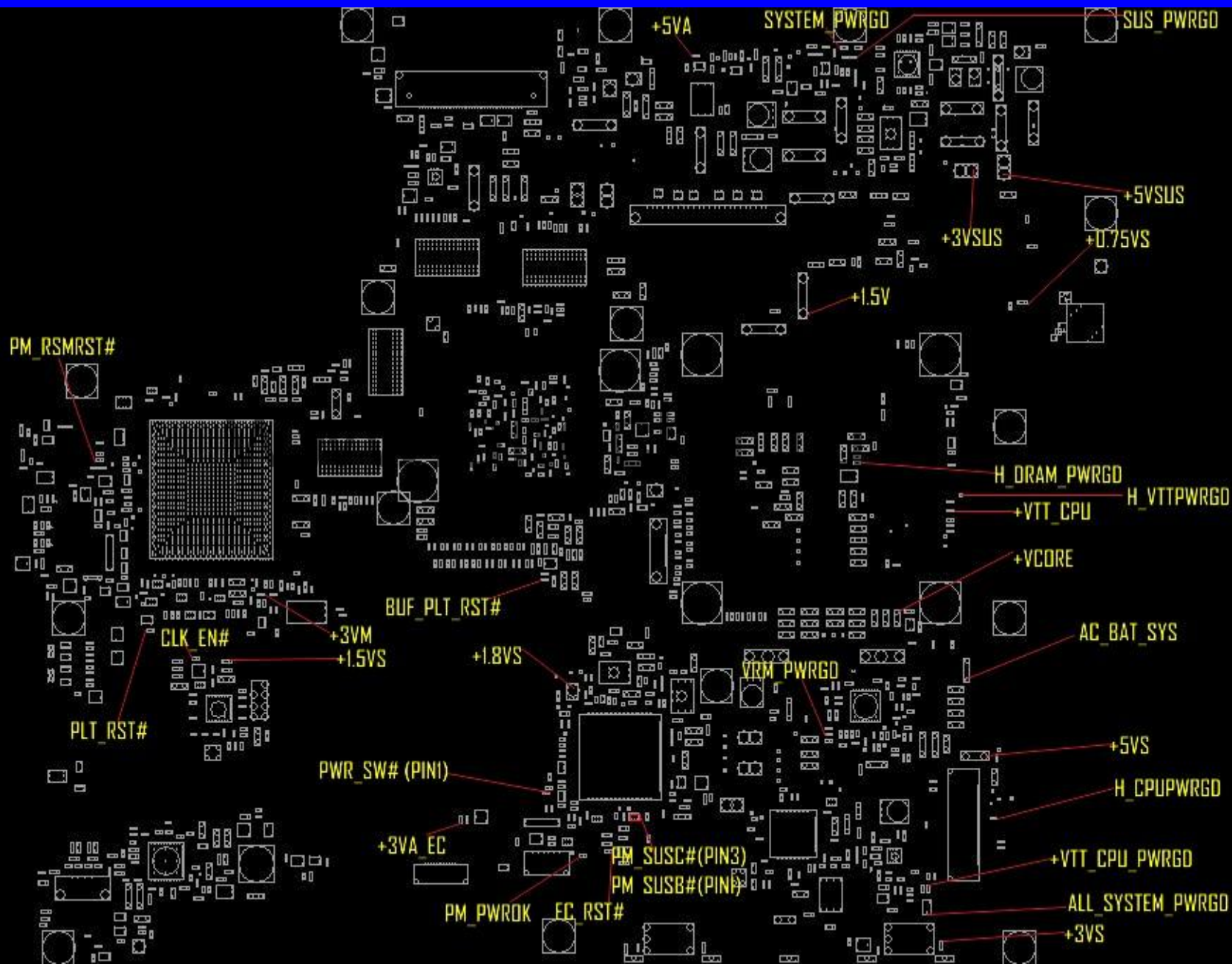


# K42JA Repair Guide

2010/08/16  
Eric\_zhuang  
CSC-GRMA



2010/08/16  
Eric\_zhuang  
CSC-GRMA





# K42JA Repair Guide(Bottom)

2010/08/16  
Eric\_zhuang  
CSC-GRMA

